

**Membership Committee Report  
2018 January CSM Board of Directors Meeting**

**Submitted by:  
Megan Poll, Chair  
Academy of Orthopaedic Physical Therapy, APTA**

**Committee Members and Terms:**

Megan Poll, Chair	2018-2021
Thomas Fliss	2015-2019
Molly O'Rourke	2017- 2020
Nate Mosher	2017- 2020
Christine Becks Mansfield	2015-2019

**Update on Committee Activities since Oct 2018:**

- Academy of Orthopaedic's Mentorship Program call for applicants and mentors has been completed
- AOPT 2019 is comprised of 15 students (from 12 different states) and 15 clinical mentors who will meet at CSM on Friday January 25<sup>th</sup> for their Meet and Greet
  - o We are happy to have new mentors and mentors who have volunteered in the past
- Christine Becks Mansfield will transition to the program director at CSM 2019
  - o Christine was very successful finding mentors via using previous mentor lists, enlisting SIG help, and utilizing residency networks

**Discussion Items for the Board:**

- Adding student member, Kelsey Smith, to the Membership Committee
- Brainstorm with AOPT BoD on alternative social media communication strategies to best reach current members, new members, relapsed members

**Motions for the Board:** N/A

**Membership Project – Strategic Plan:**

- Monthly communication to new members/lapsed members/renewed members
  - o Alternatives to emailing these groups may be more effective in terms of reaching these individuals
- Volunteer/Interest Form: committee will continue to work with staff in gathering interested members and directing them to appropriate SIG, committee, and/or governance project
  - o Received Student Membership Committee position inquiry Nov 2018
- Student outreach: committee is committed to improving student engagement with the Section. We are working with PR committee to promote the Mentorship Program. Additional student participation on committees may improve that connection to this group

**Membership Counts (As of November 2018):**

**Overall**

**Total members: 19,578 (up 138 members from previous report)**

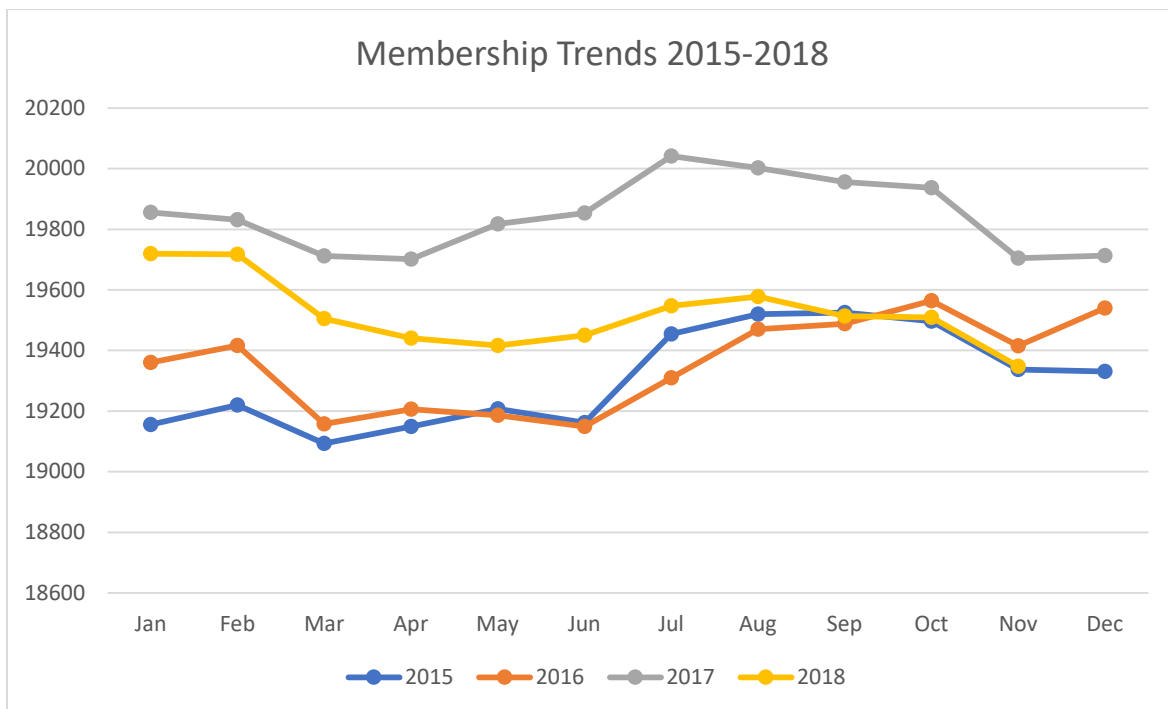
- APTA total sections 69,877; Ortho Section comprises 28% total APTA membership
  - o Second largest section: Sports at 7,855
  - o 2% higher composition than previous report
- PT comprises 90%
- PTA comprises 4%; up 0.8% from previous report
- Students comprise 6.3%; up 0.6% from previous report
  - o Likely result of timing of data collection for Nov

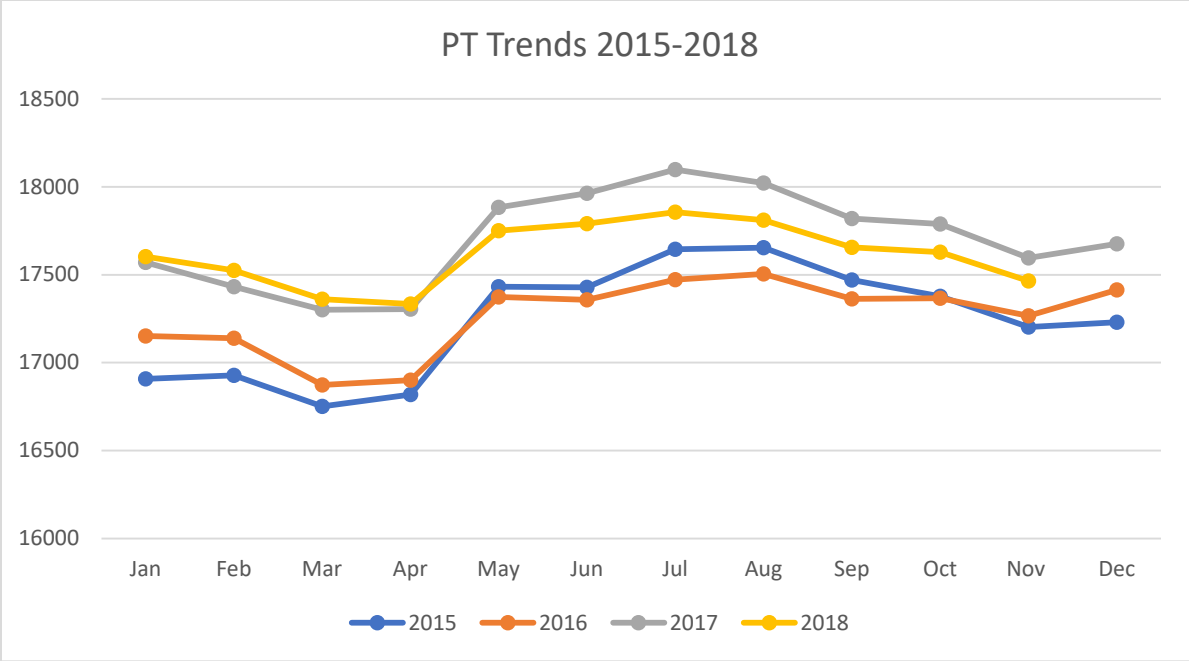
		PT											PTA								STU			TOTAL		
		CSD1	CSD2	CSD3	CSD4	DOC	FULL	LIFE	LIFE2	MSTR	RETIR	TRAN	TOTAL	CSD1	CSD2	CSD3	CSD4	FULL	LIFE2	RETIR	TRAN	TOTAL	PT1		PTA1	TOTAL
Acute Care	I	246	170	122	66	22	2332	21	94		1	83	3157	31	20	9	4	129			14	207	327	31	358	3722
Aquatics	Q	21	17	12	12	4	467	37	129			8	707	12	14	5	7	107	2		1	148	37	10	47	902
Cardiovascular & Pulmonary	L	56	52	32	24	13	909	67	72		4	32	1261	17	8	8	1	62			6	102	155	14	169	1532
Clinical Electro & Wound Mgmt	K	14	8	10	6	7	469	16	96		8	12	646	3	4	2	2	9	1		6	27	147	12	159	832
Education	C	6	5	5	7	68	2606	23	246		2	9	2977	6	1	2		188	1		3	201	40	7	47	3225
Federal	R	40	30	16	14	12	376	16	71			22	597	4	2	1		19	1			27	130	9	139	763
Geriatrics	P	169	143	112	69	32	3796	172	353		15	51	4912	46	40	26	14	301			11	438	157	25	182	5532
Hand & Upper Extremity	S	9	7	4	3	2	315	35	142		3	9	529	4	5	2		9	1		2	23	44	5	49	601
Health Policy & Administration	Y	50	27	14	16	35	1872	25	114	2	3	23	2181	3	1	1	1	76				82	124	2	126	2389
Home Health	B	41	46	29	31	6	1751	55	126		3	9	2097	13	9	11	4	107			2	146	71	10	81	2324
Neurology	N	432	352	226	164	86	3742	75	97	1	2	140	5317	41	25	16	9	134			15	240	483	23	506	6063
Oncology	T	39	28	31	24	6	1021	32	57		5	13	1256	5	4		1	40				50	70	4	74	1380
Orthopaedics	J	1031	828	649	433	246	12982	141	720	4	13	417	17464	62	57	33	25	453	2	1	25	658	1176	50	1226	19348
Pediatrics	H	341	267	159	125	33	3639	31	256		15	120	4986	17	14	8	4	104			19	166	433	30	463	5615
Private Practice	E	40	36	23	28	6	3670	49	157		1	16	4026	4	2		2	58			1	67	51	4	55	4148
Research	D	190	76	54	20	134	927	24	156		12	414	2007	47	15	7	3	30	1		68	171	2118	172	2290	4468
Sports	F	445	341	220	155	109	4751	95	322	1	15	228	6682	29	12	9	10	150	1		25	236	887	50	937	7855
Women's Health	M	191	127	82	67	16	2086	75	243		13	70	2970	12	6	3	5	41	1		8	76	271	9	280	3326

## Transaction History (November 2018)

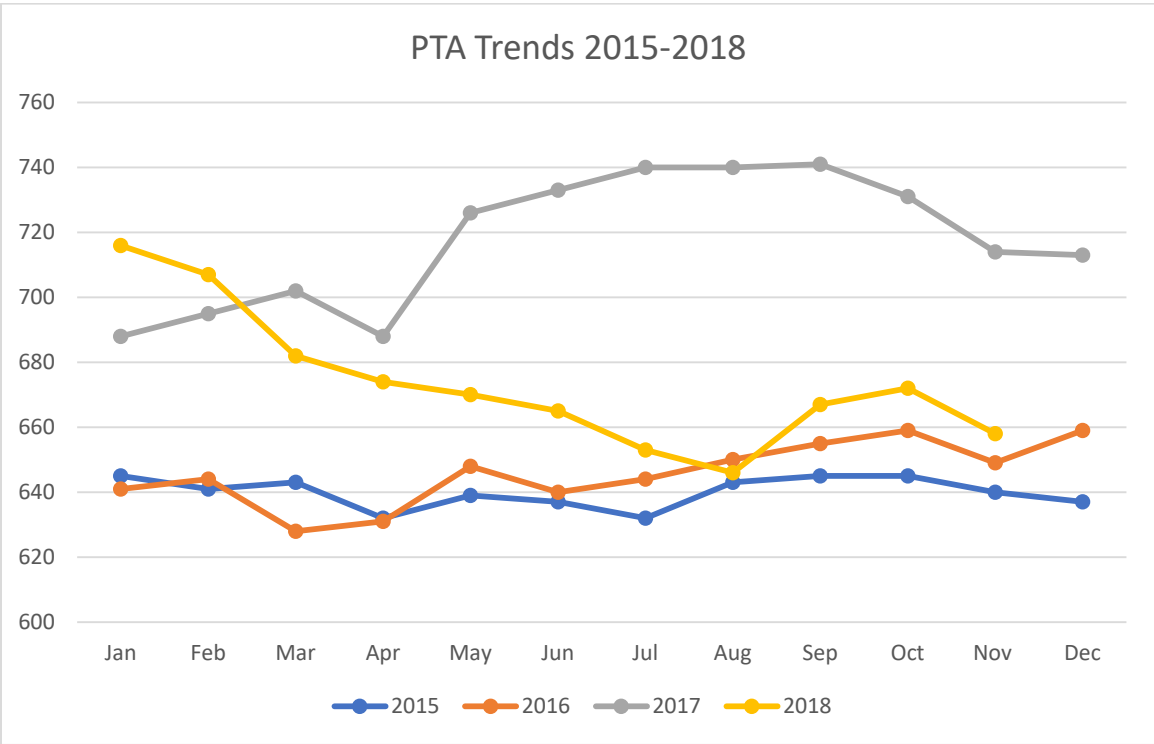
- 185 new members to the section
- 430 dropped members with 254 members reinstated (increase from previous report)

Name	Code	New APTA Comp	New Component	Dropped	Transfer In	Transfer Out	Reinstated
Acute Care	I	10	50	123	0	60	37
Aquatics	Q	0	14	14	0	11	7
Cardiovascular & Pulmonary	L	10	16	71	0	26	10
Clinical Electro & Wound Mgmt	K	3	9	55	0	19	7
Education	C	4	22	28	0	23	24
Federal	R	3	12	9	0	24	7
Geriatrics	P	13	55	106	0	55	66
Hand & Upper Extremity	S	5	11	15	0	6	7
Health Policy & Administration	Y	2	22	44	0	39	26
Home Health	B	7	18	59	0	20	18
Neurology	N	12	59	117	0	87	75
Oncology	T	4	19	32	0	16	14
<b>Orthopaedics</b>	<b>J</b>	<b>41</b>	<b>185</b>	<b>430</b>	<b>0</b>	<b>155</b>	<b>254</b>
Pediatrics	H	14	49	126	0	50	60
Private Practice	E	6	31	52	0	32	34
Research	D	17	58	252	0	135	32
Sports	F	22	91	180	0	102	108
Women's Health	M	7	42	82	0	26	49

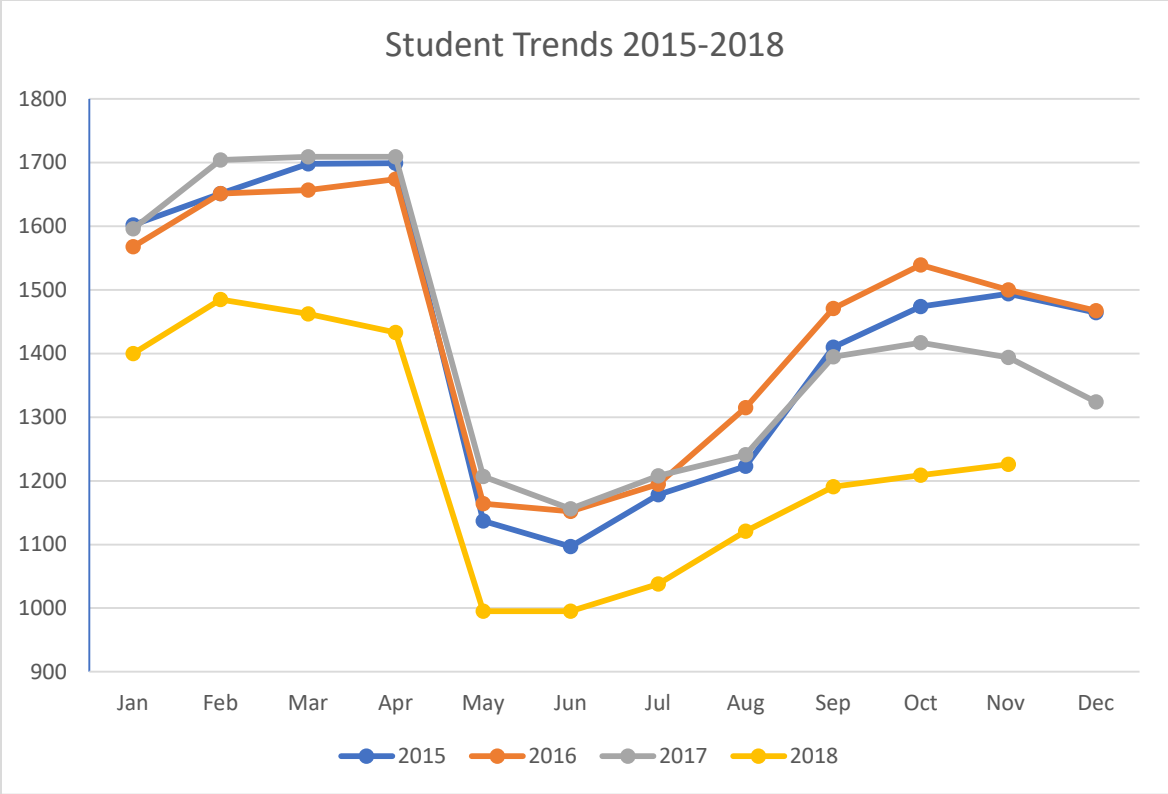




Note: Trend is remaining consistent with previous years



Note: PTA numbers with slight increase in numbers between Aug and Nov compared to previous years



Note: Trending positively from Sept to Nov which has not been seen since 2015